

VDR 4340 - Voyage Data Recorder

S-VDR 4330 - Simplified Voyage Data Recorder



The VDR is designed for interfacing all common bridge Systems and ship sensors. Analogue and digital signal inputs can be easily adapted to specific ship requirements.

The VDR is able to record up to 4 radars. For downloading of data a USB memory stick is preinstalled. As an option, a removable harddisk can be fitted for long time data storage.

The VDR 4340 and the SVDR 4330 are manufactured on the same hardware- and software components.

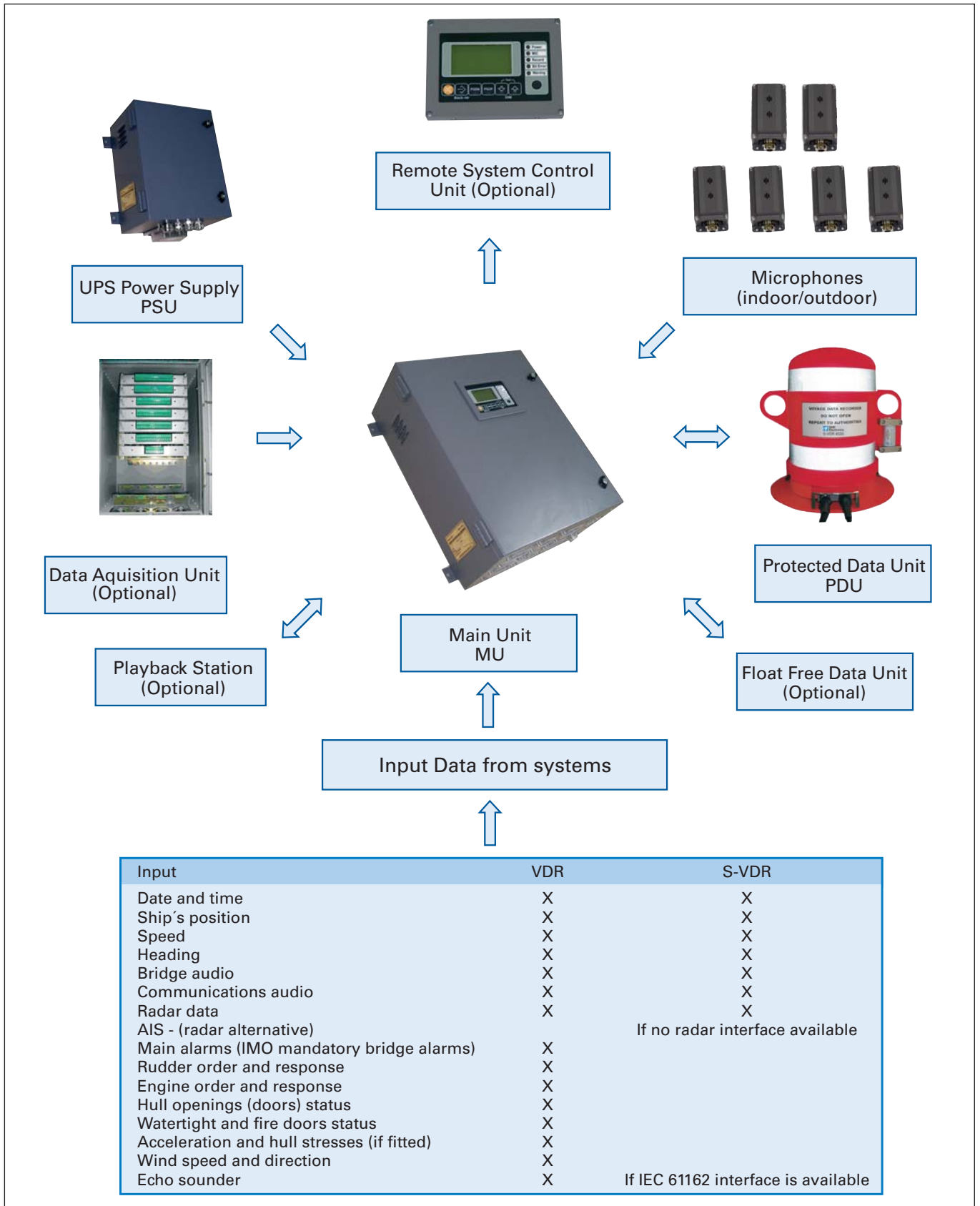
VDR Features

- Easy to install
 - Compact, lightweight unit, easy to move and install
 - Easy and convenient system configuration and commissioning by client terminal computer
- Low hardware cost
- High reliability and stability
 - With embedded operating system on flash disk, no harddisk failure

- Flexible and extendible
 - Easy to expand interfaces through adoption of USB cascade components
 - Different customers requirements satisfied through optional components and modules

The VDR meets all requirements of the IMO resolution 861(20) and the performance test standards of IEC 61996 and has EC Type Approval.

VDR 4340 / S-VDR 4330



Technical Specification/Equipment List

Technical Specification

Main Unit (MU)

- 16 channels IEC61162-1/2 input ports (including AIS data)
- 9 microphone input interface for conversation audio in bridge area
- 3 VHF input interfaces for VHF device
- Up to 4 channels video source inputs for Radar and ECDIS, or CCTV
- Ethernet ports for maintenance, downloading data and client use
- Pre-assembled System Control Unit (SCU) for display of malfunction and alarm, data backup operation

Power Supply Unit (PSU)

- Input: DC24 V (18~36V) or AC220V(85~265V, 47~63 HZ)
- Output: DC24V, Max 10 A
- Battery supply energy for 2h

Data Acquisition Unit (for VDR)

- Convert non-IEC61162 format data, such as analogue and contact or others signal into IEC61162 format data
- Different interface acquisition boards can be selected
- Output data (to Main Unit) format is in compliance with IEC61162

Protected Data Unit (PDU)

- Storage data minimum 12 hours
- Standard recording capacity 4 GB
- Download 4 GB in 15 minutes through Ethernet
- Retain data more than 10 years without power supply

Remote Display Unit (RDU)

- Displays operating status and error code message in bridge area
- Backup accidental data
- Easy to operate
- Complies with requirements about alarms and indicators by IEC

Microphone (AM)

- Internal speaker for microphone self test
- Special microphone housing to keep excellent audio quality
- Optional flush and bulkhead mounting
- Water-proof housing for exterior microphones

Playback Station (Optional)

- Standard computer with windows and installation of the playback software

- 2 Microphones outdoor bulkhead-mounted
- 1 Playback software
- 1 Set spare parts (fuses)
- 1 Set Documentation

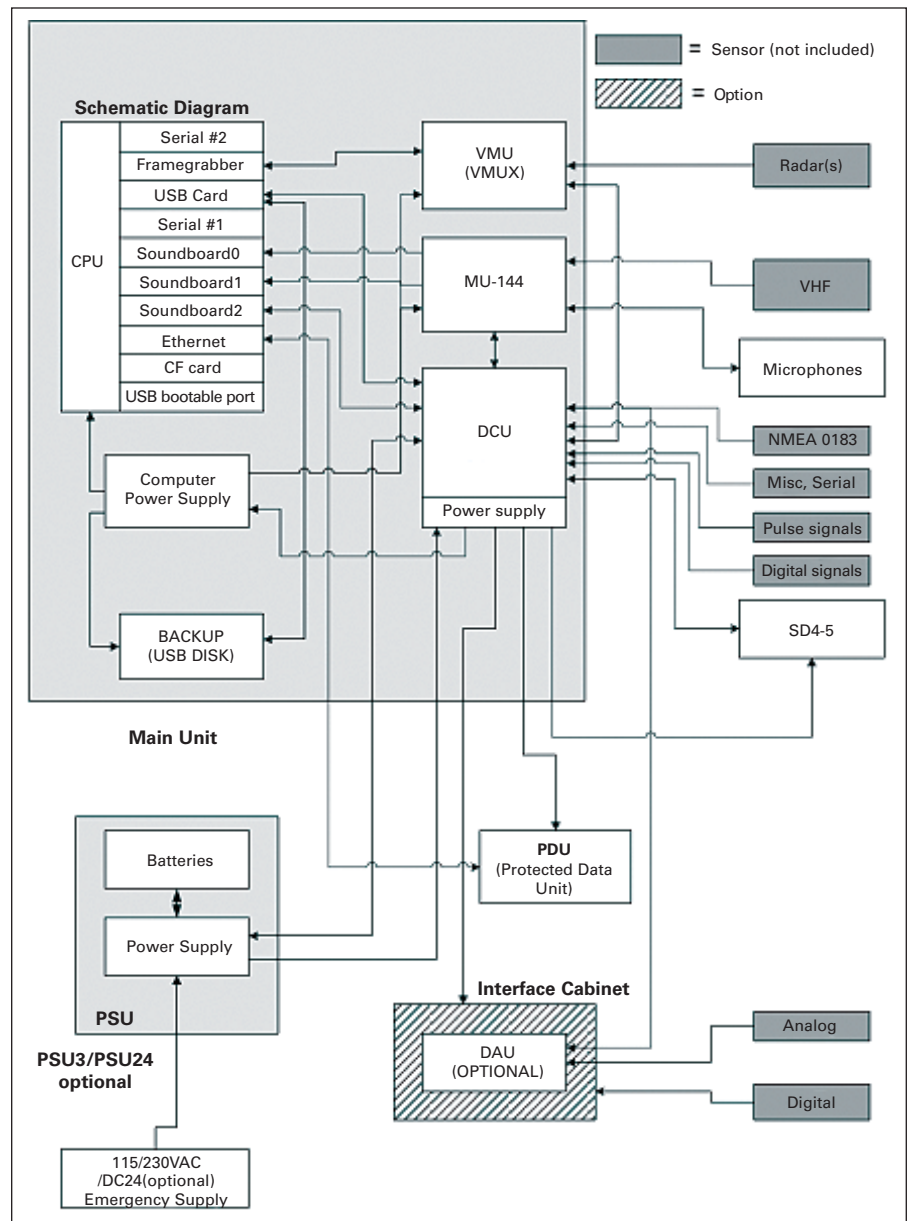
Equipment List

Standard Supply

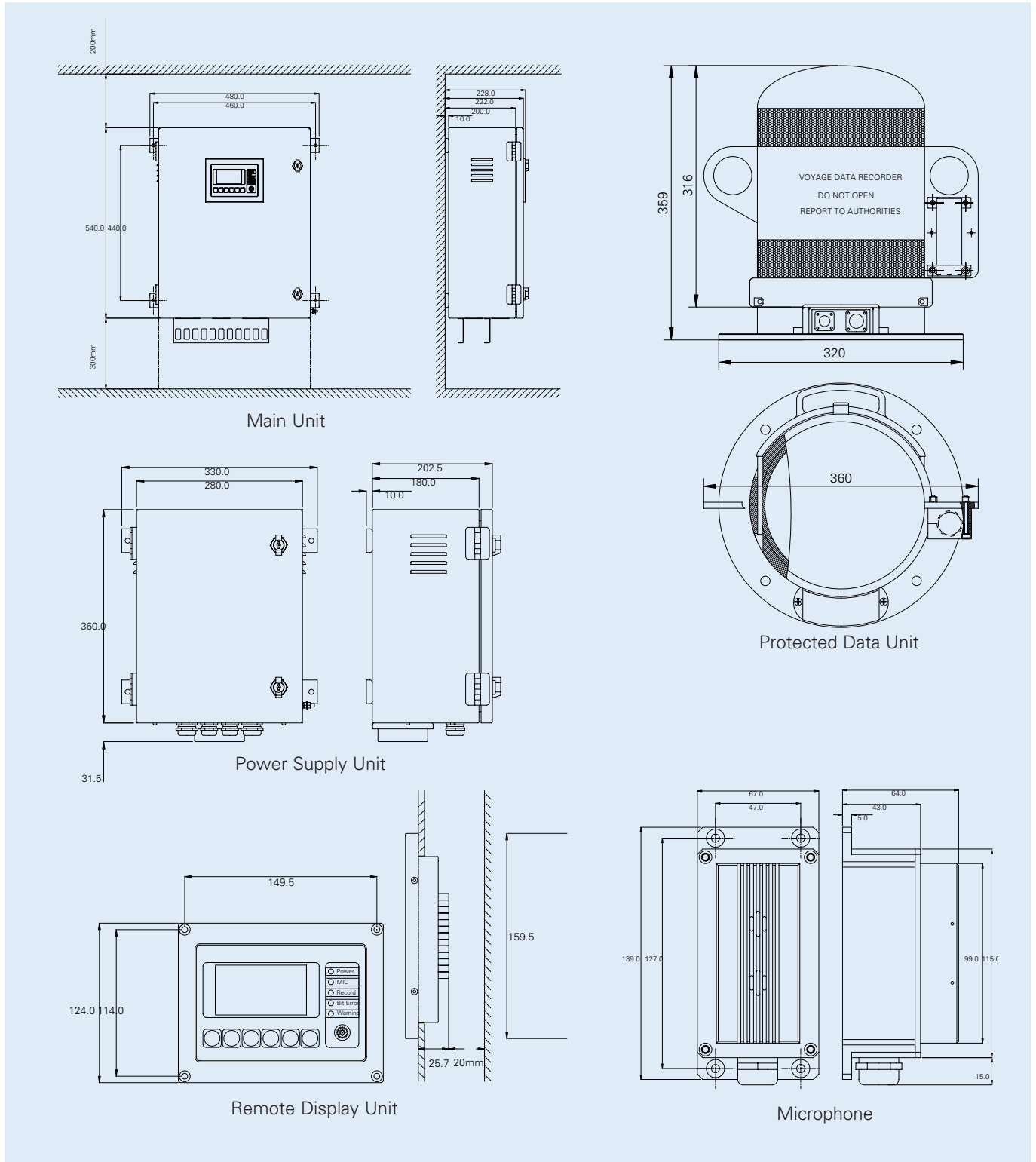
- 1 Main Unit (MU) with pre-assembled SCU.
- 1 UPS Power supply (PSU)
- 1 protected Data Unit (PDU) 4 GB memory for 12 hours recording time
- 4 Microphones indoor flush-mounted

Optional

- Playback station
- Remote System Control Unit (RSCU)
- Protected Data Unit memory up to 8 GB
- Removable storage module up to 250 GB for safeing data for at least 30 days



Technical Specification



Printed in Germany · Technical alterations reserved · © SAM Electronics GmbH · DS 3.068.08/2008